

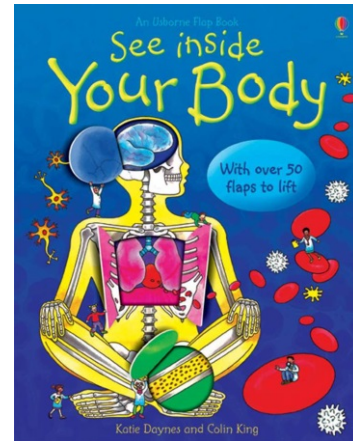

# 'Heads, shoulders, knees and toes'

## Cherry Class Newsletter Term 1 2019

Dear Parents,

Welcome back! We hope everybody had a great summer holidays. This term, we are beginning an exciting new topic – *Heads, shoulders, knees and toes!* We will be learning about our bodies and the parts of them. Alongside this, we will be learning about our own life histories and sharing the histories about our families.

Some of the key texts we will be using for our learning are:



The learning map attached to this newsletter outlines the areas we will be looking at and some of the work we will be doing in teacher-focussed activities and group work. We are also placing an emphasis on continuing to learn times tables through maths sessions and at home.

### Useful Websites to support learning

<https://www.dkfindout.com/uk/human-body/>

<https://kidshealth.org/en/kids/htbw/>

<http://www.sciencekids.co.nz/humanbody.html>

### Reminders

- Please can you make sure your child brings in a named **water bottle** and their **book bag** each day.
- Children should always have a **coat** in school as the weather can be unpredictable.
- Our PE days are **Mondays**, but fully labelled PE kits should be in all week.

### Key Questions

- 1) Can you discuss number, e.g. what number is one more than 9?
- 2) Can you name some of the parts of your body, e.g. head?
- 3) Can you find out about my significant event in the past?

We hope you all have a lovely term supporting the children in their learning and can see how much they have learnt already. Please do not hesitate to come and speak to us if you have any questions,




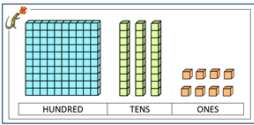






















Thank you for your support,

Mrs Norris, Miss Jane and Mrs Neville

# 'Heads, shoulders, knees and toes'

Learning Map Term 1 2019

What are we learning this term?

Literacy	Adjectives and description 	Repetition and alliteration 	Fiction texts 
Maths	Number and place value 	Addition and subtraction 	Multiplication 
Science	Animals 	Survival 	Exercise and diet 
History	My personal history 	Events in my local area 	Events in my lifetime 
Music	Tambourine 	Drumming 	Glockenspiel 
ICT	E-Safety 		Grouping and sorting 
PSHE		Being me in the world 	
Art	Mark making 	Tones 	Illustrations 
RE	Creation story 		What is God like? 

## Home Learning

Thank you for your continued support with homework. This really is a great way for you to consolidate learning in class and a chance for you to share in your child's learning. Please do come and speak with us if you have any concerns about the homework your child is set.

<b>Reading</b>	Please read with your child <b>at least three times a week</b> , even if it is just for 5 minutes. When reading with your child, please acknowledge the fact that the book has been read by <b><u>signing and dating in the reading record book</u></b> . During reading sessions, please discuss the story with your child and ask them questions about what they are reading. These questions will help to develop their understanding of what they are reading as comprehension and discussion are key reading skills in Year 1 and 2. <b>Books can be changed in Larch at any time before or after school.</b>
<b>Spellings</b>	Spellings will be given out each week - Please practise these words with your child at home in their spelling book. These will then be tested on a Monday in school.
<b>Maths</b>	Please can children continue to learn their times tables at home. Year 1 children should be learning 10x, 2x and 5x tables When secure with the 2x, 5x and 10x tables, children should be moving onto 3x and 4x tables BBC Bitesize website has links to times tables songs that children can learn. <a href="https://www.bbc.com/bitesize/topics/zqbg87h">https://www.bbc.com/bitesize/topics/zqbg87h</a> Purple Mash Times Tables Games: <a href="https://www.purplemash.com/">https://www.purplemash.com/</a> Search for 'speed tests' and then choose the one that you would like to practise. MyMaths can be used at home for the children to explore and practise skills from class work whenever they choose.
<b>Topic</b>	There will be an additional activity set each week based on our topic for the term. This may be paper based activity or a practical task. If it is a paper-based activity, a hard copy of the resources needed will be sent home.